


Current Sensing Bondable Chip Resistors



FEATURES

- Low ohmic value down to 0.05 Ω
- Tolerance down to 1 %
- Stability 0.1 % < 2000 h at Pn at + 70 °C
- Low noise < 35 dB
- Low TCR 100 ppm/°C
- Wirebondable

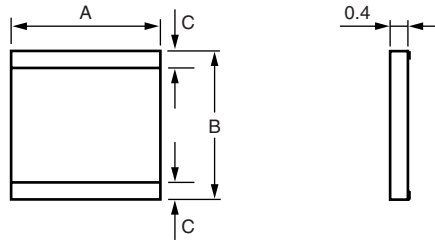


RoHS
COMPLIANT
GREEN
[5-2008]*

This thin film chip resistor fits applications as force balance scales, E beam deflection systems, switching power supplies, etc... all rely on current sensors to feed back and control the current.

Gold pads are compatible with thermosonic or ultrasonic bonding of gold and aluminium wires.

DIMENSIONS in millimeters



SERIES DISSIPATION	POWER	DIMENSIONS		
		A	B	C
SA	0.5 W	1.5	1.5	0.2
SB	2 W	3	3	0.4
SC	6 W	5	5	0.5

ELECTRICAL SPECIFICATIONS

Ohmic values and associated tolerance:

0.05 Ω \leq R < 0.2 Ω \pm 5 %
 0.2 Ω \leq R < 0.5 Ω \pm 2 %
 0.5 Ω \leq R < 1 Ω \pm 1 %
 higher values and higher tolerances on request

Power dissipation at + 70 °C: SA: 0.5 W
 SB: 2 W
 SC: 6 W

Temperature coefficient: \pm 100 ppm/°C
 \pm 50 ppm/°C on request

Noise: - 35 dB maximum

Low ohmic value chip resistors are also available with solderable or weldable wraparound terminations.

MECHANICAL SPECIFICATIONS

Substrate: Alumina
Resistive element: NiCr
Glassivation: Ta₂O₅
Bonding pads: gold
Backside metallization: on request Ni Au

ENVIRONMENTAL SPECIFICATIONS

Operating temperature range: - 55 °C to + 125 °C
Storage temperature: - 55 °C to + 155 °C

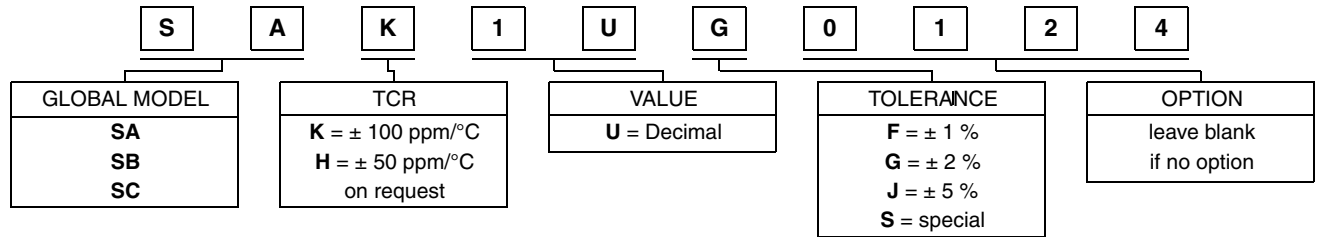
For standard sizes see our data sheet P Document Number: 53017 and ask us about performance.

* Please see document "Vishay Green and Halogen-Free Definitions (5-2008)" <http://www.vishay.com/doc?99902>

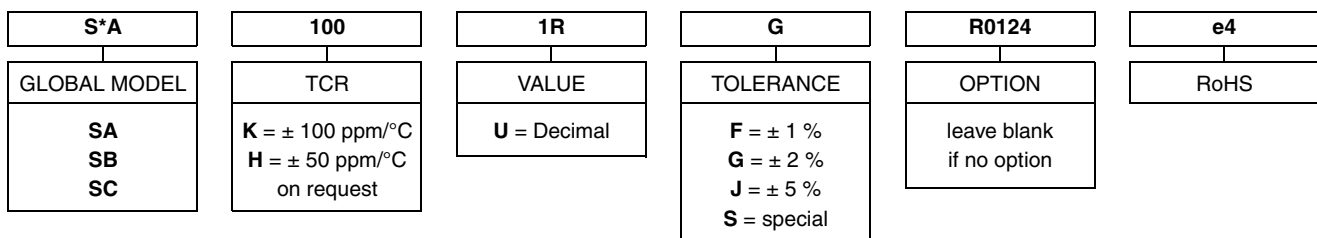


GLOBAL PART NUMBER INFORMATION

New Global Part Numbering: SAK1UG0124



Historical Part Number example: S*A 100 1R G R0124 e4





Disclaimer

All product specifications and data are subject to change without notice.

Vishay Intertechnology, Inc., its affiliates, agents, and employees, and all persons acting on its or their behalf (collectively, "Vishay"), disclaim any and all liability for any errors, inaccuracies or incompleteness contained herein or in any other disclosure relating to any product.

Vishay disclaims any and all liability arising out of the use or application of any product described herein or of any information provided herein to the maximum extent permitted by law. The product specifications do not expand or otherwise modify Vishay's terms and conditions of purchase, including but not limited to the warranty expressed therein, which apply to these products.

No license, express or implied, by estoppel or otherwise, to any intellectual property rights is granted by this document or by any conduct of Vishay.

The products shown herein are not designed for use in medical, life-saving, or life-sustaining applications unless otherwise expressly indicated. Customers using or selling Vishay products not expressly indicated for use in such applications do so entirely at their own risk and agree to fully indemnify Vishay for any damages arising or resulting from such use or sale. Please contact authorized Vishay personnel to obtain written terms and conditions regarding products designed for such applications.

Product names and markings noted herein may be trademarks of their respective owners.